




# 2550 LSC CABIN



ITEM #	DESCRIPTION	PART #
A	PORT SHEER TRIM	UWE06K
B,G	KENWOOD SPEAKER	50392
C	PORT V BERTH BACKREST	UWE06E
D	ANCHOR LOCKER BULKHEAD	WWE06A
E	HALOGEN LIGHT	501740
F	STARBOARD V BERTH BACKREST	UWE06F
H	STARBOARD SHEER TRIM	UWE06L
I	BOW V BERTH CUSHION	UWE06C
J	PORT V BERTH CUSHION	UWE06A
K	STARBOARD V BERTH CUSHION	UWE06B
L	TABLE FILLER CUSHION	UWE06D
M	DINETTE TABLE	WWE06C
N	HEAD CUSHION	UWE04B
	HEAD CUSHION CLEATS	50169


# 2550 LSC CABIN



A

B

C




D

E

ITEM #	DESCRIPTION	PART #
A	STEP COVER	UWE18D
B	WATER PUMP	14541
C	WATER PUMP FILTER	14544
D	HEAD BULKHEAD	WWE07A
E	CHEMICAL HEAD	6719
F	HEAD OVERHEAD MUFF	UWE10D
G	LIGHT-SQUARE W/SWITCH (NS)	501738

## 2550 LSC CABIN



A

B

C

D



E

F

G



ITEM #	DESCRIPTION	PART #
A	SILVER/GOLD KNOBS	68108
B	FAUCET	47342
C	SINK	47151
D	ALCOHOL STOVE	187391
	GALLEY STOVE TOP	UWE03A
E	GALLEY CABINET	WWE03A
F	LIGHT SWITCH (Dual)	5053
	COVER PLATE	50592
G	MAIN DC POWER PANEL	85182
H	GALLEY OVERHEAD MUFF	UWE10E

## 2550 LSC CABIN




ITEM #	DESCRIPTION	PART #
A	LIGHT (VERTICAL MOUNT)	501732
B,C	MID BERTH CUSHION SET	UWE01A
D	STBD MID BERTH MUFF	UWE10F
E	PORT MID BERTH MUFF	UWE10G
F	CO DETECTOR	18474

# 2550 LSC AFT COCKPIT



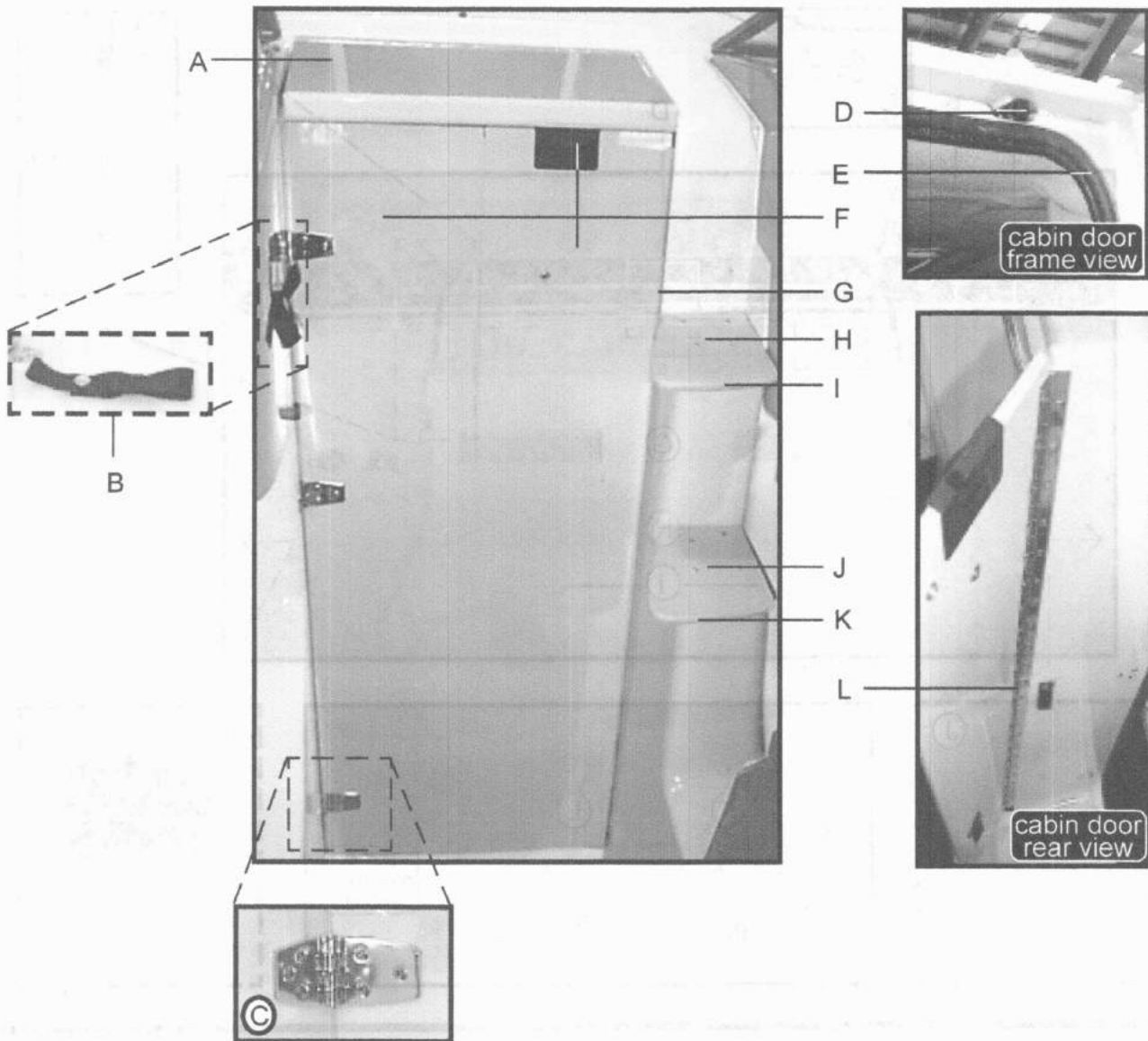
ITEM #	DESCRIPTION	PART #
A	HELM SEAT	UFA13A
B	HELM SEAT SLIDER	17689
	HELM SEAT PEDESTAL (7")(NS)	490124
	PEDESTAL RING (NS)	17511
C	COCKPIT TABLE	WWC25B
D	SUNDECK LID	UWE15A
E	SUNDECK BENCH CUSHION	UWE15C
F	PORT JUMP SEAT	UWE15D
	STBD JUMP SEAT (not shown)	UWE15G
G	WET BAR	see next page
H	SKI LOCKER HATCH	LWC21A
I	WETBAR CUSHION (not shown)	UWE15E
	WETBAR BACKREST (not shown)	UWE15F
J	SUNDECK HINGE (not shown)	49113
K	SUNDECK STRAP W/STRAP\ NS	9021

## 2550 LSC AFT COCKPIT Cont.



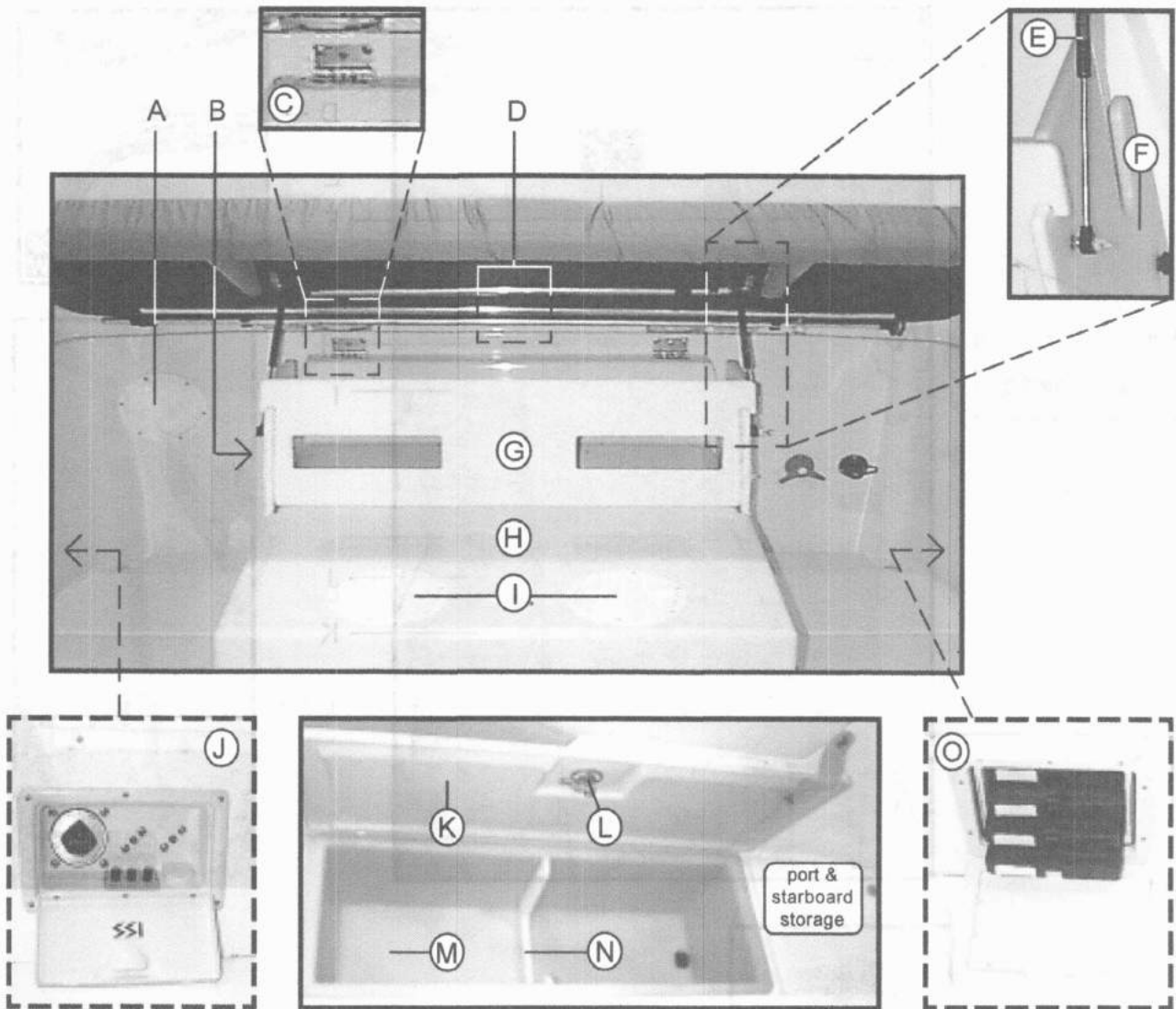
ITEM #	DESCRIPTION	PART #
A	SINK (10-3/8" dia., S/S)	47151
	STRAINER (set)	15917
B	FAUCET (cold water only, white)	47342
C	WET BARCUTTING BOARD	WWE16C
D	WET BAR	WWE16D
E	WET BAR CUP HOLDERS	WWE16B
F	WET BAR DOOR	WWE16A
	DOOR PULLS (gold / silver)	68108
	HINGE (1" x 18")	10681-12
G	COCKPIT REFRIGERATOR	47404

## 2550 LSC AFT COCKPIT Cont.



ITEM #	DESCRIPTION	PART #
A	CABIN DOOR LID W/bulb	6995
B	SUNDECK STRAP W/CLIP	9021
C	STORAGE DOOR HINGE (incl. w/door)	N/A
D	CABIN DOOR HARDWARE (incl. w/door)	6769
E	TRIM (upper/lower)	6997
F	CABIN DOOR w/bulb	6996
	LOCK (mobella, flush, black)	127121
G	CABIN DOOR FRAME (incl w/door)	N/A
H & J	SAND PAD BEIGE (set)	13497
I	UPPER DECK STEP	WFE25G
K	LOWER DECK STEP	WFE25H
L	PIANO HINGE (1-1/6", S/S)	10681
M	STEP DRAIN FITTING (11/2")(NS)	30105

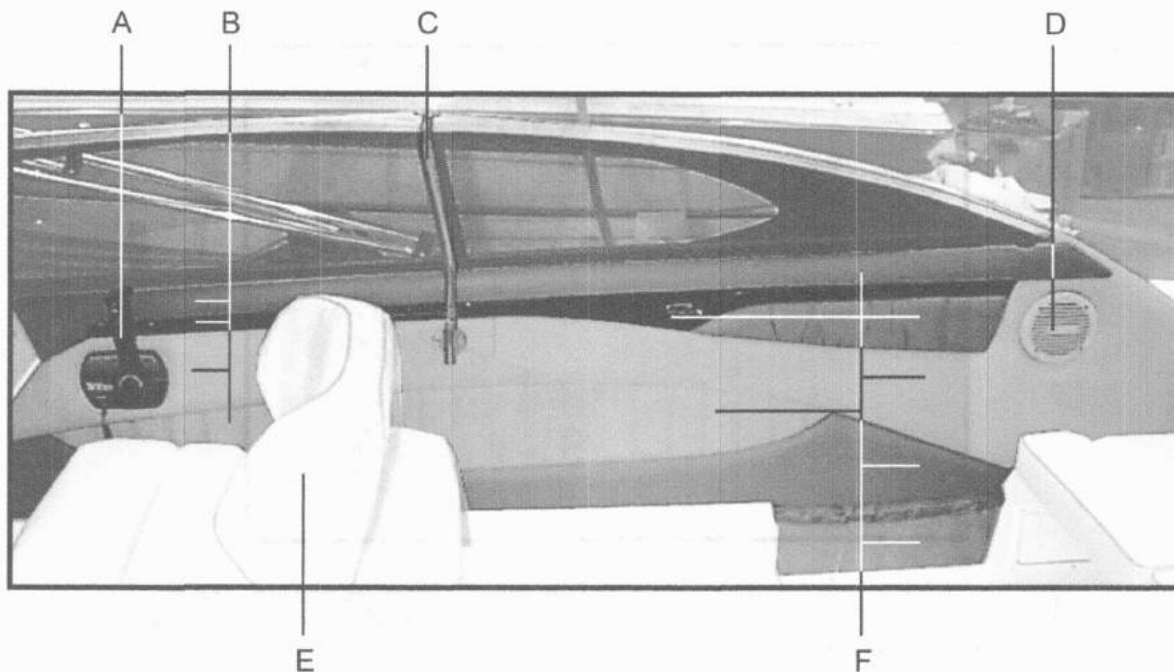
## 2550 LSC AFT COCKPIT Cont.



ITEM #	DESCRIPTION	PART #
A	PORTHOLE ACCESS PLATE (8")	50174
B, F & G	SUNDECK FRAMEWORK	UWE15B
C	MOTORBOX HINGE (set)	49111
D	MOTORBOX SUPPORT (7/8" x 64")	10760-64
	RUBBER TIPS (at each support end)	68121
E	GAS CYLINDER (15", 40 lbs)	67174
H	ENGINE COVER	LWC21B
I	PORTHOLE ACCESS PLATE (6")	50173
J	DUAL BATTERY BOX ASSY.	12671-02
K	STORAGE HATCH (port & stbd)	LWC21C
L	FLUSH LATCH (sq. white, locking)	48942
M	STORAGE TUB (port)	7185
N	TUB DIVIDER (port)	UWC18P
O	ACCESS TACKLE HATCH	501857





## 2550 LSC STARBOARD COAMING PANEL



ITEM #	DESCRIPTION	PART #
A	CONTROL (engine dependent)	see engine options
B & F	STARBOARD COAMING PANEL	UWE17B
C	STBD WINDSHIELD WING HOLD DOWN	11302
D	SPEAKERS (kenwood, weatherproff, 80W)	50392
E	HELM SEAT	UFA13A

# 2550 LSC PORT COAMING PANEL




C

D

E


ITEM #	DESCRIPTION	PART #
A	KENWOOD SPEAKERS	50392
B	PORT AFT COAMING PANEL	UWE17C
C	WET BAR BACKREST	UWE15F
D	WET BAR CUSHION	UWE15E
E	PORT FWD COAMING PANEL	UWE17A
	PORT AFT WG INSERT (NS)	70738
	PORT FWD WG INSERT (NS)	70737

## 2550 LSC STARBOARD DASH





ITEM #	DESCRIPTION	PART #
A	STBD WINDSHIELD BRACKET	12615
B	INSTRUMENT PANEL (burlwood)	85196
C	KENWOOD STEREO (krc-5100)	956600
	RADIO COVER (white)	95703
D	ANTENNA (telescopic)	15891
	IGNITION PANEL	85198
E	VHF RADIO (optional)	641571
F	COMPASS (white)	64193
G	STEERING WHEEL (momo, wood)	4957
	STEERING WHEEL CAP (momo, wood)	4962
	STEERING TILT MECH (teleflex perf.)	59155
	STEERING RACK (18')	7887
	STEERING RACK HELM UNIT	5928
H	REGAL LOGO "R" (stick-on)	4956
H	SWITCH PANEL	85120
I	12V RECEPTACLE	14102
J	TRIM TABS SWITCH (optional)	14899
K	STBD DASH	LWC21F
L	STOP SWITCH (NS)	48315

## 2550 LSC PORT DASH




ITEM #	DESCRIPTION	PART #
A	PORT CONSOLE	LWC21R
B	GLOVEBOX (burlwood)	85197
C	DRINK HOLDER (XL, 3/8" drain)	13980
D	PORT WINDSHIELD BRACKET	12615
E	WOOD TRIM	6719
F	HAND RAIL	70251
G	PORT DASH LID	WWC25A
	PIANO HINGE (1"x12")	10681-10
	ROLLER CATCH (nylatch, white)	4156
	COOLER (insulated)	7186
	HINGE (small, spring type)	1301

# 2550 LSC WINDSHIELD HARDWARE



ITEM #	DESCRIPTION	PART #
A	PORT MIRROR SHROUD	LWC21J
B	PORT MID WING SHROUD	LWC21L
C	PORT AFT WING SHROUD	LWC21N
D	STBD AFT WING SHROUD	LWC21P
E	LIFETIME PLUS WARRANTY (decal)	10530
F & M	SIDE MIRROR (4" x 5-1/2" convex ea.)	67170
G & H	WINDSHIELD WINGS (set)	11402
I	STARBOARD MID WING SHROUD	LWC21M
J	AME 4000 RESIN (label)	10000
K	STARBOARD MIRROR SHROUD	LWC21K
L	VHF ANTENNA "SHAKESPEAR" (optional)	64315
	VHF ANTENNA MOUNT (nylon)	64308
N	STICKER SET MIRRORS	105385
M	W/S PORT HOLD DOWN	113030


## 2550 LSC WINDSHIELD HARDWARE Cont.



A


B

C




D

E



F



G



H


ITEM #	DESCRIPTION	PART #
A & C	WINDSHIELD FRONTS (set, for wings w/o insert)	11403
B	WINDSHIELD CENTER (for wings w/o insert)	11404
D & H	PORT & STARBOARD WINDSHIELD VENTS (set)	WWC25N
E	COMPASS (danforth skipper, flush mount, white)	64193
F	WINDSHIELD RECESS BUMBER (black)	2815
G	WINDSHIELD ROUND TURN LOCK	2011
H	WINDSHIELD CENTER STRAP	UCA18C
I	CLEANING WINDOW LABEL	10536
J	STRAP EYE	24002
K	WINDSHIELD STORAGE BAG	5900

## 2550 LSC EXT. HARDWARE & GRAPHICS



ITEM #	DESCRIPTION	PART #
A	STBD VENT COVER	LWC21H
	PORT VENT COVER (not shown)	LWC21G
B & K	THRU-HULL (chrome, 5/8")	30122
C	TRANSOM HAND RAIL ( 8")	6811
D	STRAIGHT GAS VENT	1274
E	FUEL FILL (pop up, S/S)	6815
F	REGAL LOGO GOLD (2")	10477
G	THRU-HULL (chrome, 1-1/8")	30120
H & L	THRU-HULL (chrome, 1-1/2")	30121
I	POLE LIGHT BASE (round)	501720
	POLE LIGHT (64", all around)	501719
	POLE LIGHT CLIP (NS)	68112
J	CLEAT (6", two stud)	501877


# 2550 LSC EXT. HARDWARE & GRAPHICS Cont.



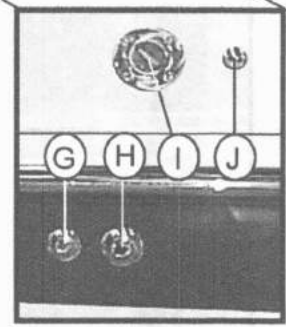
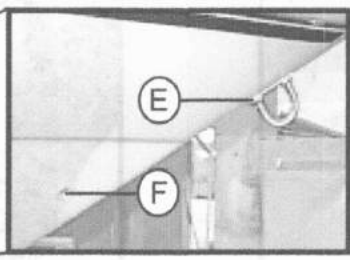
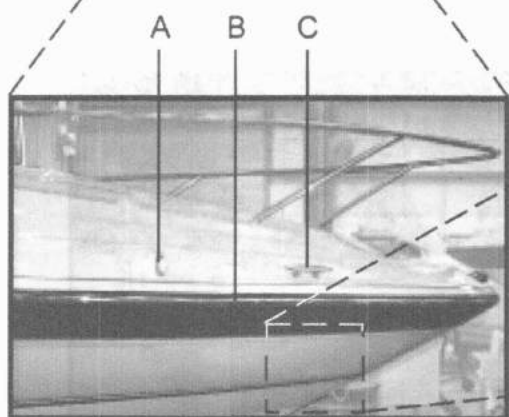
ITEM #	DESCRIPTION	PART #
A	ROPE LOCKER LID	LWC21D
	FLUSH LATCH (white, non-lock, not shown)	48940
	PIANO HINGE (8"x1-1/2", not shown)	1068-10
B	BOW RAIL	70570
C	BOW LIGHT (low profile)	501729
D	HATCH SCREEN (for p/n 502317)	502323
E	HATCH FOREDECK TRAPZOID	502317
F	HATCH HARDWARE (incl. w/hatch)	N/A
G	HATCH RING (for p/n 502317)	502322




# 2550 LSC EXT. HARDWARE & GRAPHICS Cont.



port side



K



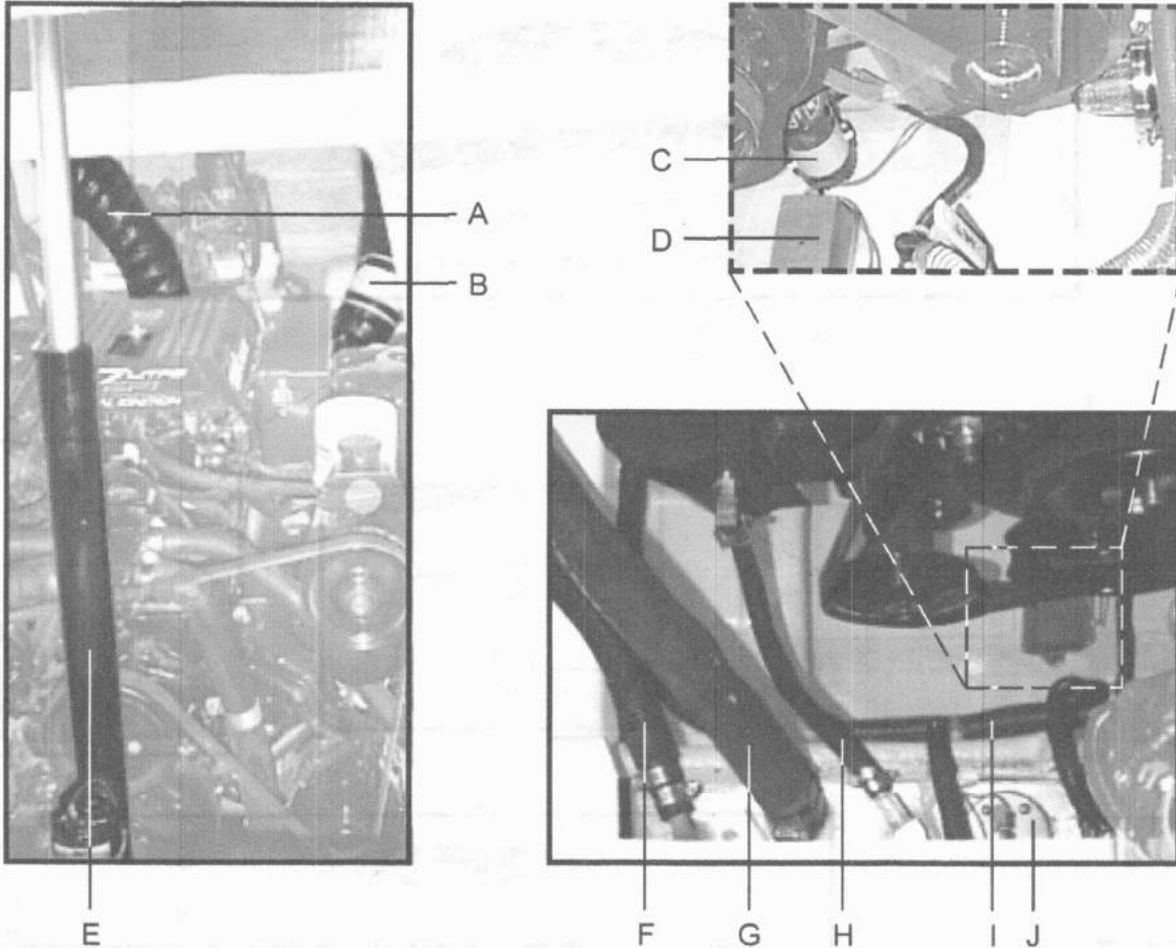
L



starboard side


ITEM #	DESCRIPTION	PART #
A	LS SERIES HEADLIGHT	501727
B	RIGID PVC RUBRAIL (20')	8710
	RUBRAIL (S/S 16')	48870
	RUBRAIL (S/S 20')	4884
C	CLEAT (6", S/S)	1312
D	PLASTIC PORTHOLE (S/S trim ring)	4877
E	BOW EYE (1/2")	1329
F	PLASTIC DRAIN SLEEVE (1"x3")	10127
G	THRU-HULL (chrome, 1-1/2")	30121
H	THRU-HULL (chrome, 1-1/2")	30121
I	WASTE FITTING CAST (S/S, 1-1/2")	6831
J	STRAIGHT GAS VENT	1274
K	ELECTRIC HORN	1487
L	PORTHOLE (FIXED PLASTIC W S/S RING)	502334
M	PORTHOLE (OPENING TYPE)	4877

## 2550 LSC SUMP



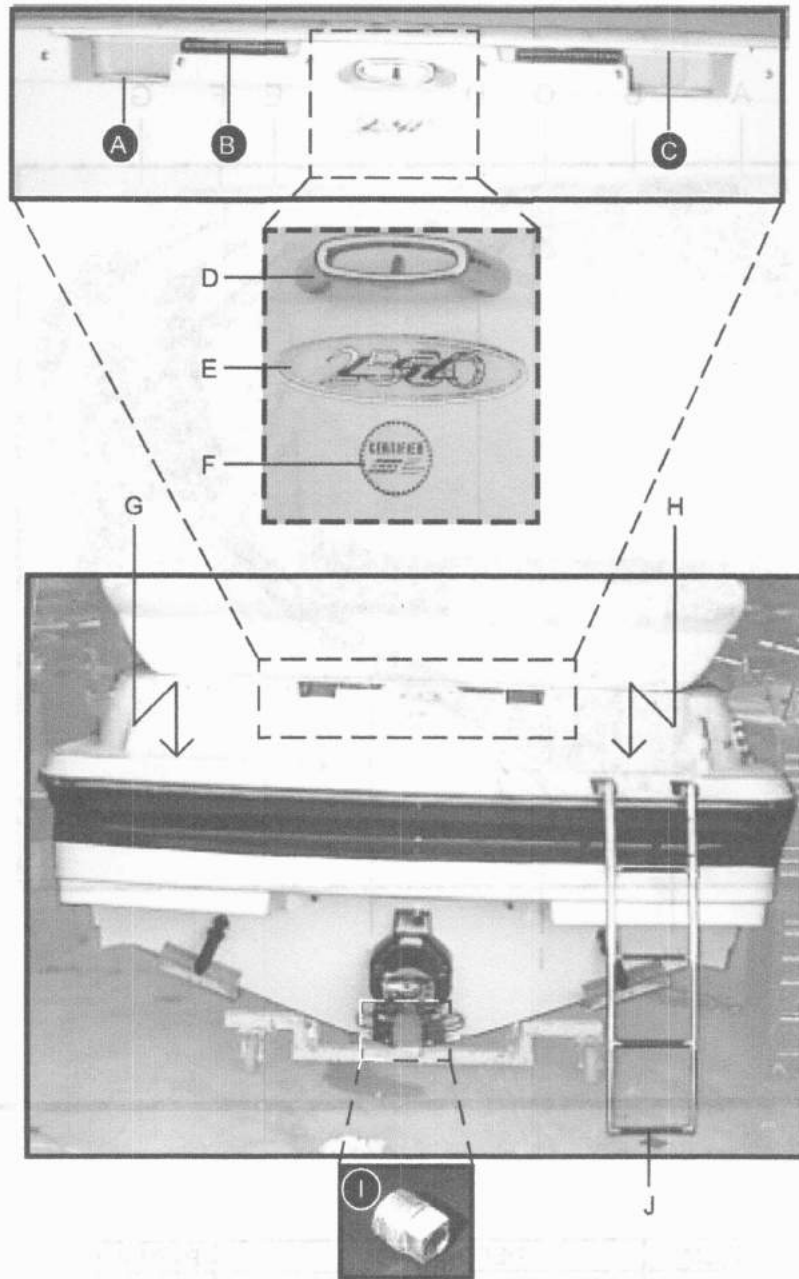
ITEM #	DESCRIPTION	PART #
A	BLOWER VENT HOSE (4")	1784
B	BLOWER (4"x4")	1401
C	BILGE PUMP (rule, 1100 gph)	48333
D	BILGE SWITCH (sure bail)	48324
	AUTO SWITCH (5 amp fuse) (NS)	1544
E	HATCH ACTUATOR (CE, 18")	48346
F	FUEL VENT HOSE (5/8", type A2)	1770
G	FUEL FILL HOSE (1-1/2", type A2)	1769
H	FUEL SUPPLY HOSE (3/8", type A1)	1771
I	BILGE FLEX HOSE (11/8")	1463
J	FUEL TANK (75gal.)	68025

## 2550 LSC SUMP Cont.



ITEM #	DESCRIPTION	PART #
A	WASTE HOSE (1-1/2")	48579
B	WASTE TANK	1039-I
C	REINFORCE VINYL HOSE	48580
D	ANGLE BRACKET (alum, 1/8"x2"x2"x5")	1070-02
E	GARDEN HOSE (1/2", red)	17811
F	FUEL SUPPLY HOSE (3/8", type A1)	1771
G	WATER PUMP	14541
H	BILGE SWITCH (sure bail)	48324
I	BILGE PUMP (500 gph)	48317
J	BILGE FLEX HOSE (3/4")	1462
K	BATTERY TRAY	1479

# 2550 LSC TRANSOM



ITEM #	DESCRIPTION	PART #
A	HOSE COLLARS (w/grill, 4", wht.)	50196
B	BREAK LIGHT	501728
C	BREAK LIGHT COVER	WWC25P
D	SKI TOW	67169
E	2550 LSC DESIGNATOR	105375
F	NMMA STICKER	2558
G	SWIM PLATFORM PORT DOOR	WWC25Q
H	SWIM PLATFORM STBD DOOR	WWC25L
I	GARBOARD DRAIN PLUG	1511
J	SWIM LADDER (4 rung)	70460
K	REMOTE TILT SWITCH	47766
L	HAND RAIL	6811

## 2550 LSC CANVAS, OPTIONS, MISC.

DESCRIPTION	PART #
<b>• CANVAS</b>	
<b><u>TANZANITE BLUE (Captains Navy)</u></b>	
BIMINI TOP & BOOT (standard) .....	255020
WINDSCREEN / VISOR (option) .....	255021
SIDE CURTAINS (option) .....	255022
CAMPER TOP & BOOT (option) .....	255024
CAMPER SIDE CURTAIN (option) .....	255025
CAMPER AFT CURTAIN (option) .....	255026
COCKPIT COVER (option) .....	255027
AFT CURTAIN (option) .....	255023
<b><u>PEARL (Taupe)</u></b>	
BIMINI TOP & BOOT (standard) .....	255030
WINDSCREEN / VISOR (option) .....	255031
SIDE CURTAINS (option) .....	255032
CAMPER TOP & BOOT (option) .....	255034
CAMPER SIDE CURTAIN (option) .....	255035
CAMPER AFT CURTAIN (option) .....	255036
COCKPIT COVER (option) .....	255037
AFT CURTAIN (option) .....	255033
<b><u>GARNET RED (Burgundy)</u></b>	
BIMINI TOP & BOOT (standard) .....	255000
WINDSCREEN / VISOR (option) .....	255001
SIDE CURTAINS (option) .....	255002
CAMPER TOP & BOOT (option) .....	255004
CAMPER SIDE CURTAIN (option) .....	255005
CAMPER AFT CURTAIN (option) .....	255006
COCKPIT COVER (option) .....	255007
AFT CURTAIN (option) .....	255003
<b><u>EMERALD GREEN (Forest Green)</u></b>	
BIMINI TOP & BOOT (standard) .....	255010
WINDSCREEN / VISOR (option) .....	255011
SIDE CURTAINS (option) .....	255012
CAMPER TOP & BOOT (option) .....	255014
CAMPER SIDE CURTAIN (option) .....	255015
CAMPER AFT CURTAIN (option) .....	255016
COCKPIT COVER (option) .....	255017
AFT CURTAIN (option) .....	255013
<b>• GELCOAT COLORS</b>	
WHITE DIAMOND (Base Gel) .....	605248
TANZANITE BLUE .....	605287
GARNET RED .....	605285
EMERALD GREEN .....	605286
MUSHROOM (Sump Area) .....	605269
SANDSTONE .....	605281

## 2550 LSC CANVAS, OPTIONS, MISC.

DESCRIPTION	PART #
<b>• VINYL COLORS</b>	
PUTTY (Base Vinyl) .....	13514
ANTELOPE (Non-Woven) .....	13519
SHIMMER GOLDEN OYSTER .....	562401
PUTTY(Non-Woven) .....	13518
<b>• CARPET</b>	
SETFO (Sandstar) .....	11769
ANTELOPE (Pearl Scheme) .....	11773
<b>• GRAPHICS</b>	
<b>PIN STRIPE</b>	
3/8" MOCHA / GOLD MYLAR (Pearl Scheme) .....	105347
3/8" TANZANITE / GOLD MYLAR .....	105348
3/8" GARNET / GOLD MYLAR .....	105349
3/8" EMERALD / GOLD MYLAR .....	105350
<b>BOOT STRIPE</b>	
1-3/8" MOCHA / GOLD MYLAR (Pearl Scheme) .....	105359
1-3/8" TANZANITE / GOLD MYLAR .....	105361
1-3/8" GARNET / GOLD MYLAR .....	105362
1-3/8" EMERALD / GOLD MYLAR .....	105360
<b>• OPTIONS</b>	
BATTERY .....	WE-B
COCKPIT CARPET .....	WE-CCR
COCKPIT CARPET & COCKPIT TABLE .....	WE-CCRCTFC
COCKPIT TABLE .....	WE-CCT
CD PLAYER .....	WE-CDP
TOILET: Pump Out Fittings .....	WE-CHPO
COCKPIT REFRIGERATOR .....	WE-CR
FISHING PACKAGE .....	WE-FP
AUTOMATIC FIRE EXTINGUISHER .....	WE-FX
GPS (Global Position System) .....	WE-GPS
GAS VAPOR DETECTOR .....	WE-GVD
GRAY WATER SYSTM .....	WE-GW
INTERIOR OPTION OVAL (Garnet) .....	WE-IOO
INTERIOR OPTION PRINCESS (Blue) .....	WE-IOP
INTERIOR OPTION SOLITAIRE (Golden) .....	WE-IOS
MOORING COVER .....	WE-MC
TRIM TABS .....	WE-TT
VHF (Very High Frequency) .....	WE-VHF

## 2550 LSC CANVAS, OPTIONS, MISC.

### DESCRIPTION

#### • ENGINES

MERC BLANK ENGINE .....	WE-MBE
MERC 350 MPI BRAVO3.....	WE-M350MPIB3
MERC 5.0L EFI ALPHA.....	WE-M50LEFIA
MERC 5.0L EFI BRAVO3 .....	WE-M50LEFIB3
MERC 5.7L EFI BRAVO1 .....	WE-M57LEFIB1
MERC 5.7L EFI BRAVO3 .....	WE-M57LEFIB3
MERC 7.4L MPI BRAVO3.....	WE-M74LMPIB3
VOLVO BLANK ENGINE .....	WE-VBE
VOLVO 5.0Gi DP2 .....	WE-V50GIDP2
VOLVO 5.0Gi SX .....	WE-V50GISX
VOLVO 5.7GSi SX.....	WE-V57GSISX
VOLVO 5.7GSIDP .....	WE-V57GSIDP
VOLVO 7.4Gi DP2.....	WE-V74GIDP2

#### • REGAL OWNER'S MANUAL

SPORT CRUISER .....	783004
---------------------	--------