



The projector that stimulates the curiosity of students.

■ High XGA Resolution

With its XGA native resolution (1024 x 768), the CP-RX82 is able to accurately display high-detail computer images. It will realistically display XGA, SVGA and VGA images.

■ High Brightness of 2,200 Lumens

The CP-RX82 features high brightness of 2,200 Lumens. In classrooms or meeting rooms, it allows the projection of clear, detailed images.

■ 2.1kg (4.6 lbs.) Light Weight

Even with all its functions, this projector weighs only 2.1kg (4.6 lbs.).

■ Built-in Front Air Exhaust

The CP-RX82 is designed to exhaust warm air from the front.



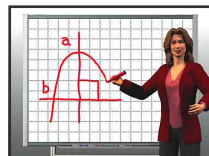
■ BLANK Button

Pressing the BLANK button on the projector lets you switch quickly to a blank screen for a moment. This button is also customizable, allowing you to assign a designated function from the MYBUTTON menu.



■ Template Function*

You can overlay four types of lines, circles, and a world map (center city selectable) onto a blank screen or any projected image. This is handy for writing and drawing on whiteboards, etc. * Patent pending



Black grid on a white background



World map

■ Convenient Terminals

In addition to Video Input and Audio Input/Output, there are also RGB Input/Output terminals.

■ Easy Maintenance

The lamp door is on the top and the filter cover on the side, so maintenance and replacement can be done easily.



■ Various Security Functions

This projector is equipped with a security bar that allows the attachment of a security chain. By using the PIN Lock, you can limit the number of users. The MyScreen function can be used to identify the owner, and is also protected by a PIN Lock.



■ 1W Speaker

The CP-RX82 has a built-in 1W speaker, so sound can be output without having to connect a speaker.



More Convenient Features

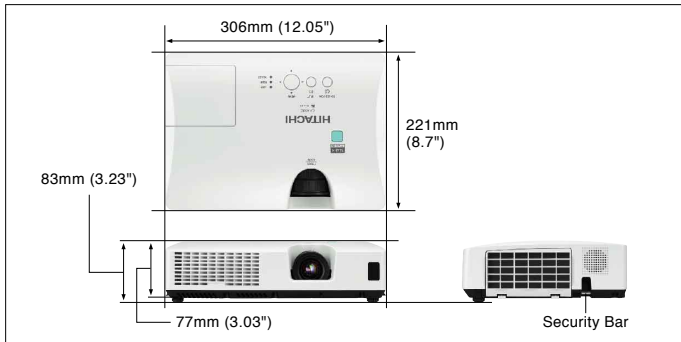
- Input Source Naming • Power Saving Mode • Low Noise of 28dB*1 (ECO Mode) • Audio Pass Through*2 • Blackboard or Whiteboard Modes at Picture Setting • Daytime Mode • My Button • 4-Second Quick Start • Direct Power On/Off • My Text • Resolution Preset and Custom Modes • Manual Vertical Keystone Correction • Serial No. Label on Side • Closed Caption • My Source/Document Camera Button on Remote Controller

*1 Typical. Tested in 23°C environmental conditions. *2 When in Normal mode at standby setting. It does not function in Saving mode.

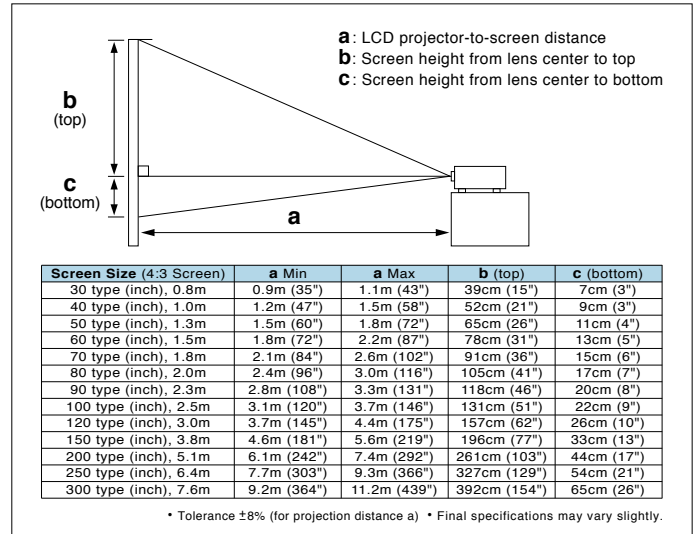
SPECIFICATIONS

Model name	CP-RX82
Liquid crystal panel	0.42 type (inch), 1.1cm polysilicon active-matrix TFT x 3
Number of pixels	786,432 pixels (H1024 x V768)
Resolution	1024 x 768 color pixels (XGA)
Manual zoom	x1.2
Lamp	200W UHB
Light output (brightness)	2,200 Lumens
Contrast ratio	500:1
Audio	1W
Keystone correction	Manual vertical keystone
Power supply	AC100-120V/AC220-240V
Operating temperature	5-35°C (41-95°F)
Input signals	Computer input Video input NTSC, NTSC4.43, PAL, SECAM, M-PAL, N-PAL HDTV: 720p@50/60, 1080i@50/60, 1080p@50/60 SDTV: 480i, 480p, 576i, 576p
Input/output terminals	Video input S-Video: Mini Din 4-pin x 1, Composite video: RCA jack x 1, Component video: via D-sub Audio input Stereo Mini jack x 1 Computer input Analog RGB: 15-pin Mini-Dsub x 1 Audio output Stereo Mini jack x 1 Monitor output Analog RGB: 15-pin Mini-Dsub x 1
Agency certifications	UL/cUL, FCC Part15 class B, AS/NZS CISPR22 class B, CE, GOST-R
Dimensions (WxHxD)	306 x 77 x 221mm (12.05" x 3.03" x 8.7") [excluding protruding part]
Weight	2.1kg (4.6 lbs.)
Standard accessories	Computer cable, Remote Control, Batteries, Power cord, User's manual
Optional accessories	Lamp: DT01151, Air filter: NJ27422, Laser remote control: RC-R008

DIMENSIONS



PROJECTION DISTANCE



TERMINALS



Consideration for the Environment

Compliance with EU Directive RoHS*1

*1 RoHS is the acronym of "DIRECTIVE 2002/95/EC OF THE EUROPEAN PARLIAMENT AND OF THE COUNCIL of 27 January 2003 on the restriction of the use of certain hazardous substances in electrical and electronic equipment".

Reduction of resin usage in production

Use of hot runners in molds for making upper housing in order to reduce mill ends.

Reduction of CO2 emissions

Carton volume has been cut down to 71%*2, reducing CO2 emissions during transport.

*2 Compared to Hitachi CP-X2511 network capable projector on the basis of one carton box.

Power saving mode engaged during standby

ECO mode

ECO mode provides power saving.

- Design and specifications are subject to change without notice.
- The projected images and comparison photos in this catalog are simulations.
- LCD panels, polarizers and other optical components and cooling fans may need replacement after prolonged usage. For more details, please consult a Hitachi sales representative.
- Do not use in places where there is a lot of water, dampness, steam, dust, soot or tobacco smoke. This may result in fire or malfunction.
- Optical components (lamp, LCD panel, polarizing plate, PBS [polarizer beam splitter]) have limited service lives. They must be repaired or replaced if they are used for a long period of time.
- These projectors use a mercury lamp with high internal pressure. Because of its properties, this lamp may burst with a loud noise or burn out if struck or after it has been used for a period of time. The time until it bursts or burns out varies greatly according to differences between lamps and usage conditions. Turning the lamp's power on and off frequently shortens its service life.
- Optical components other than the lamp: If the projector is used for six hours or more per day, they may need to be replaced in less than a year.
- LCD panel: If the projector is used continuously for six hours or more, its replacement cycle may be shortened.
- Do not turn projector on again for ten minutes after shutdown. Neglect can shorten the lifetime of the lamp. During use and immediately after use, do not touch anywhere near the lamp and the vents as these parts are extremely hot.



HITACHI

Hitachi America, Ltd., Digital Media Division, Business Solutions Group 900 Hitachi Way, Chula Vista, CA 91914-3556, U.S.A. and Canada

Tel: +1-800-HITACHI Fax: +1-619-591-5418 www.hitachi-america.us/digitalmedia

Hitachi Home Electronics Asia (S) Pte. Ltd. 438A Alexandra Road #01-01/02/03, Alexandra Technopark, Singapore 119967

Tel: +65-6536-2520 Fax: +65-6536-2521 www.hitachiconsumer.com.sg

Hitachi Sales (Malaysia) Sdn. Berhad (11543-V) Lot 12, Jalan Kemajuan, Bangi Industrial Estate, 43650 Bandar Baru Bangi, Selangor Darul Ehsan, Malaysia.

Tel: +60-3-8926-4168 Fax: +60-3-8926-3013 www.hitachiconsumer.com.my

Hitachi Sales (Thailand), Ltd. 994 Soi Thonglor, Sukhumvit 55 Road, Klongtonnua, Vadhana Bangkok 10110, Thailand

Tel: +66-2381-8381-98 Fax: +66-2381-0210/2381-0021 www.hitachi-th.com

Hitachi (Hong Kong), Ltd. 18th Floor, Ever Gain Centre, 28 On Muk Street, Shatin, N.T., Hong Kong Tel: +852-2113-8883 Fax: +852-2783-4178 www.hitachi-hk.com.hk

Hitachi Sales Corp. of Taiwan 2nd Floor, No.65, Nanking East Road, Section 3, Taipei 104, Taiwan Tel: +886-2-2516-0500 Fax: +886-2-2516-1501 www.hsct.com.tw

Hitachi Australia Pty Ltd. Level 3, 82 Waterloo Road, North Ryde, NSW 2113, Australia Tel: +61-2-9888-4100 Fax: +61-2-9888-4188 www.hitachi.com.au

Hitachi Europe Ltd. Whitebrook Park, Lower Cookham Road, Maidenhead, Berkshire, SL6 8YA, UK Tel: +44-1628-585000 Fax: +44-1628-643404 www.hitachidigitalmedia.com

Printed in Japan (H) NM-E354 0710